



2 St Judes Close, Bishopdown Farm, Salisbury, Wiltshire, SP1 3FA

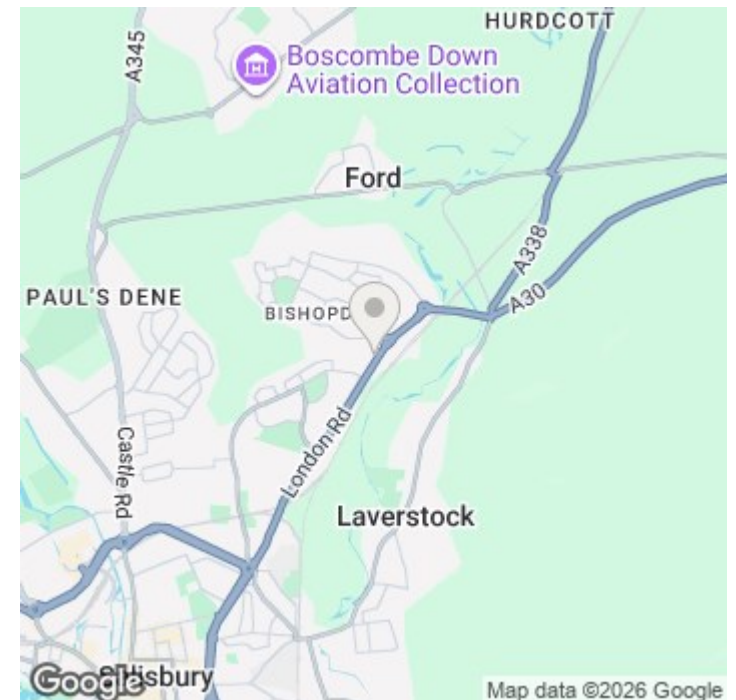
£1,150 PCM

About The Property

This two-bedroom mid-terrace house is located in a pleasant cul-de-sac on the edge of a popular residential development. The accommodation includes an entrance hallway, a sitting room with sliding doors leading to the rear garden, and a kitchen equipped with an electric oven, a gas hob, space for a refrigerator, and space for a washing machine.

Upstairs, you'll find two bedrooms and a bathroom. Outside, there is an enclosed rear garden, a single garage, and driveway parking available. The property is unfurnished and has gas central heating (GCH).

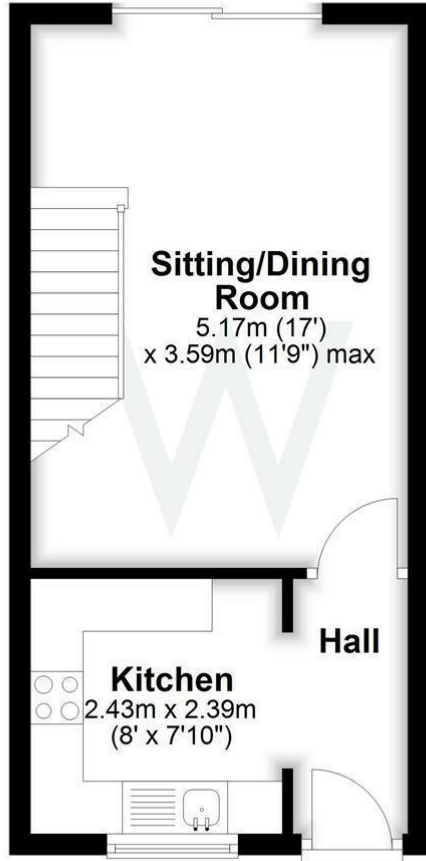
- Two bedrooms
- Lounge/diner
- Single garage
- Good sized garden
- Unfurnished
- Gas central heating
- Off street parking for one car
- Available immediately





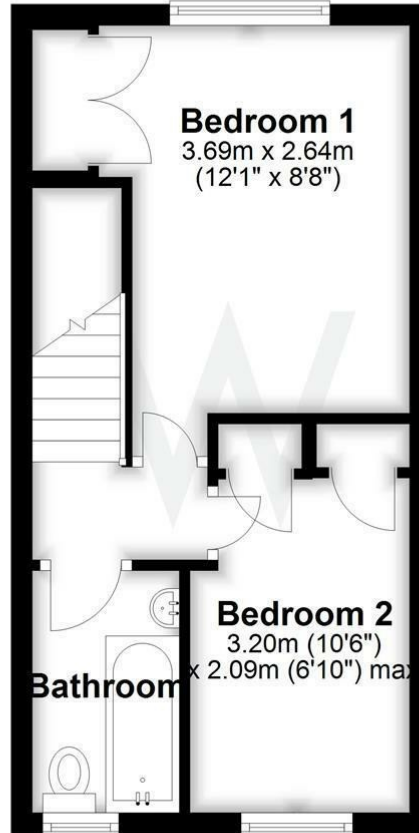
Ground Floor

Approx. 27.6 sq. metres (297.2 sq. feet) 



First Floor

Approx. 26.9 sq. metres (289.0 sq. feet)



Total area: approx. 54.5 sq. metres (586.3 sq. feet)

Further Information

Let available date: 12th June 2026
NB: This date is provisional and will only be confirmed once referencing has been successfully completed.

Property type: House - Terraced

Furnish type: Unfurnished

Deposit: £1,325

Local authority: Wiltshire Council

Council Tax: Band C

EPC: D(67)

Energy Efficiency Rating

	Current	Potential
Very energy efficient - lower running costs		
(92 plus) A		
(81-91) B		86
(69-80) C		
(55-68) D	67	
(39-54) E		
(21-38) F		
(1-20) G		
Not energy efficient - higher running costs		
England & Wales	EU Directive 2002/91/EC	